

Mega
Capacity for
Mega projects



PLANT ATP 90/100/120

Concrete Batching Plant




ADIKONS

Apollo[®]
CONCRETE SOLUTIONS




Twin Shaft Mixer

- Most advanced mixing solution capable of handling from high to zero slump concrete
- The floor and full wall of the mixer are lined with special wear-resistant and replaceable plates Long service life and low operating cost
- Emergency manual discharge facility
- Its robust design ensures high reliability



Planetary Mixer

- Italian designed SICOMA make Planetary Mixers.
- Large pan volume mixer small to full capacity loads with equally fast mixing and discharge times. More Production per hour.
- Compulsory mixing action gives better strength to concrete.
- Triple armed stars give faster more through mixing action.
- Anti wear liner tiles are harder and giving much longer life. More years of production.
- Hydraulically operated rubber Sealed discharge door eliminate leakage, close reliably every time. Manual lever backup.




Weighing & Batching System

- Consists of
 - Aggregate waiting hopper
 - Cement / fly ash weighing hopper
 - Water weighing hopper
 - Additive weighing container



PLC based Control Panel with Cabin

- PLC based panel with HMI display and computer
- All Motors are protected through MPCBs
- Ammeters for all Critical Motors
- Easy to calibrate scale
- Facility for life long data saving in USB
- Auto offset facility
- Accurate, reliable & easy to use
- Gate Inching facility for more weighing accuracy
- Auto-Manual & Manual-Auto operation
- High Speed Weighing
- PLC based Control Panel with COMMAND ALKON (U.S.A.) [On Request]





Concrete Batching Plant ATP 90/100/120

Benefits

- Due to 3 Batch System Plant gives 90% of the theoretical output claimed
- Robust and Steady Structure made from square and rectangular tube for longer durability and protection from corrosion
- B & R PLC improves the accuracy of Weighing System as it does not require extra weighing indicators
- Quick Exhaust Valve fitted with all Pneumatic Cylinders to maintain the accuracy in weighing system
- Feeder Screen to protect from oversized aggregate and Sand
- MPCB are provided for all Electrical motor Safety
- Cover is provided to every electrical motor for protection against dust and water

Apollo[®]
CONCRETE SOLUTIONS

Standard Supply

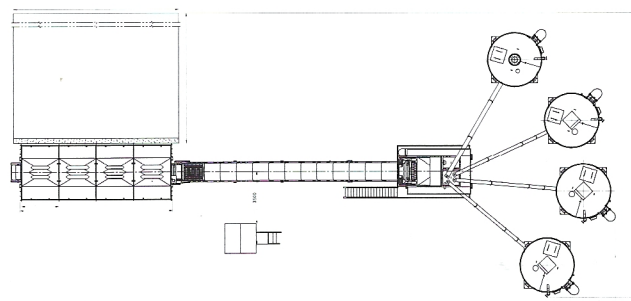
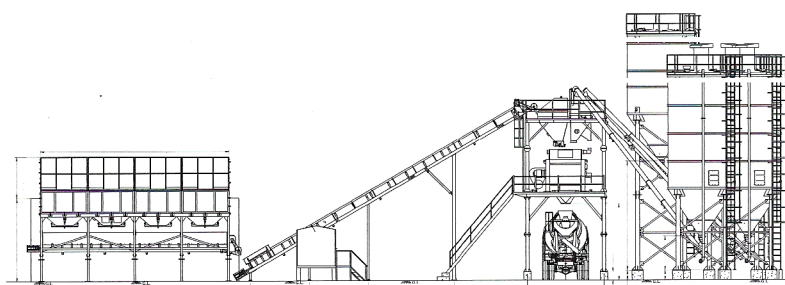
Inline aggregate storage bins
Weighing bin and conveyor
Charging Conveyor
Control Cabin containing PLC base control panel with HMI display, Computer & Printer
Weighing & Batching System
Air compressor
Admixture dosing system

On Request

Storage silo for cement / fly ash
Silo accessories
Silo feeding system
Cement bag filling hopper with screw conveyor
Water Pump with Pipe Connection

Technical Specification for Model ATP 90/100/120

1. Concrete Output/hr (Under ideal condition and continuous operation)	90 m ³	100 m ³	120 m ³
2. Aggregate Storage System	In Line Bin	In Line Bin	In Line Bin
a. Aggregate Storage Bins with double discharge gate/Capacity	4 Nos. / 80 m ³	4 Nos./ 100 m ³	4 Nos./ 100 m ³
b. Vibrator Motor	1 No.	1 No.	1 No.
3. Aggregate Weighing System	Yes	Yes	Yes
a. Weighing Hopper	Yes	Yes	Yes
b. Electromagnetic Load Cell	6 Nos.	6 Nos.	6 Nos.
4. Charging Conveyor	Yes	Yes	Yes
5. Mixer Unit	Yes	Yes	Yes
a. Type	Twin Shaft /Planetary		
b. Capacity	2250 / 1500	3000 / 2000	4500 / 3000
c. Side & Bottom Lining	Anti Wear	Anti Wear	Anti Wear
d. Mixing & Side Scrapper Blade	Anti Wear	Anti Wear	Anti Wear
6. Cement / Fly Ash Weighing System	Yes	Yes	Yes
a. Cement / Fly Ash Hopper	Yes	Yes	Yes
b. Electromagnetic Load Cell	3 Nos.	3 Nos.	3 Nos.
c. Cement Vibrator	1 No.	1 No.	1 No.
7. Water Weighing Hopper	Yes	Yes	Yes
a. Water Pump	Yes	Yes	Yes
b. Water Connection	65NB	65NB	65NB
8. Cement Screw Conveyor with Bag Hopper	Optional	Optional	Optional
9. Pneumatic System	Yes	Yes	Yes
a. Air Compressor	10 HP	10 HP	10 HP
10. Admixture weighing	Yes	Yes	Yes
a. Weighing Container	Acrylic Container	Acrylic Container	Acrylic Container
b. Electromagnetic Load Cell	1 No.	1 No.	1 No.
11. Fully Automatic Control Panel with Computer & Printer	Yes	Yes	Yes
12. Centralized Insulated Control Cabin	Yes	Yes	Yes
13. Connected Load for Standard Plant - hp	157	187	212
15. Required DG set	200	225	283
16. Connected Load for Lobe compressor - hp/kva	40/54	40/54	40/54



- With Apollo's policy of constant upgradation of products, specifications are subject to change without prior notice.
- Accessories shown here are optional and not the part of standard supply.



PT ADIKONS INDUSTRI PERKASA

Jl Boulevard Timur Blok ZD No.3
 Kelapa Gading Jakarta Utara, 14250
 T: (021) 4586 0209/19
 F: (021) 4586 0220
 Email : sales@adikons.com